



Office of Safety, Security & Emergency Preparedness

# 2019/2020 FSSAT/SSRA: Process & Recommendations

## Safety, Security & Emergency Preparedness (SSEP)

10/22/19 Board Workshop

# Agenda

## Topics Being Covered:

- Process & Timeline
- School Security Risk Assessment (SSRA) Summary
- District Best Practices Assessment Summary (FSSAT)
- High-level Recommendations
- Open Discussion
- Appendix

**NEXT:** Closed-door session with the Board to follow to address more detailed SSRA information and recommendations.




# Process: FSSAT + SSRA + School Site Reports

## Florida Safe Schools Assessment Tool (FSSAT)

## School Security Risk Assessment (SSRA)

## Individual School Site Report



FLORIDA DEPARTMENT OF EDUCATION  
fldoe.org

Florida Safe Schools Assessment Report  
DISCLAIMER: For Official Only (FOUO)  
Nondisclosure Guidance

**Handling Instructions**

**Storage:** When not in your possession, store in a secure environment such as in a locked desk drawer or locked container. Do not leave this document unattended.

**Transmission:** In all cases, the recipient must accept the terms of the Non-Disclosure Agreement before being provided access to the information.

**Hand Delivery:** Authorized individuals may hand carry material as long as access to the material is controlled while in transit.

**Email:** Encryption should be used. However, when this is impractical or unavailable, you may transmit information over regular email chat, if you are unable to do so, available, send information as a password protected attachment. If you are unable to do so, send information as a password protected attachment. If you are unable to do so, send information as a password protected attachment.

**Do not send information:** Do not send information to public records requesters or email accounts. Whenever the recipient has a hard copy of information, place that information in an attachment.

**Mail:** USPS First Class mail or commercial equivalent. Place in an opaque envelope or container, sufficiently sealed to prevent inadvertent opening and to show evidence of tampering, and then placed in a second envelope that has no marking on it to identify the contents as FOUO. Envelope or container must bear the complete name and address of the sender and addressee. Envelope will have no outer markings that indicate the contents are FOUO and must bear the following below the return address: **POSTMASTER: DO NOT FORWARD. RETURN TO SENDER.** Adhere to the aforementioned requirements for airtight mail.

**Fax:** You are encouraged, but not required, to use a secure fax. When sending via non-secure fax, coordinate with the recipient to ensure that the faxed materials will not be left unattended or subjected to unauthorized disclosure on the receiving end.


**Telephones:** You are encouraged to use a Secure Telephone Unit/Equipment. Use cellular phones only in exigent circumstances.

**Reproduction:** Ensure that a copy of this sheet is the first page of all reproductions containing information. Clear copy machine malfunctions and ensure all paper paths are checked for information. Destroy all unusable pages immediately.

**Destruction:** Destroy (i.e., shred or burn) this document when no longer needed. For electronic copies, delete file and empty recycle bin.

Accessing the attached documents constitutes acceptance of the terms specified below, and consent to non-disclosure of the documents or information contain herein.

The information gathered in this Safe Schools Assessment Tool is classified as For Official Use Only (FOUO), is protected under § 281.301 FS and is exempt from public records requests under § 119.071(2) (d) FS and should be handled accordingly. Improper access or release of protected information may result in a violation of the law. This document should be safeguarded, transmitted, and stored in accordance with standard security directives.



FLORIDA DEPARTMENT OF EDUCATION  
fldoe.org

Florida Safe Schools Assessment Report  
DISCLAIMER: For Official Only (FOUO)  
Nondisclosure Guidance

**Handling Instructions**

**Storage:** When not in your possession, store in a secure environment such as in a locked desk drawer or locked container. Do not leave this document unattended.

**Transmission:** In all cases, the recipient must accept the terms of the Non-Disclosure Agreement before being provided access to the information.

**Hand Delivery:** Authorized individuals may hand carry material as long as access to the material is controlled while in transit.

**Email:** Encryption should be used. However, when this is impractical or unavailable, you may transmit information over regular email chat, if you are unable to do so, available, send information as a password protected attachment. If you are unable to do so, send information as a password protected attachment.

**Do not send information:** Do not send information to public records requesters or email accounts. Whenever the recipient has a hard copy of information, place that information in an attachment.

**Mail:** USPS First Class mail or commercial equivalent. Place in an opaque envelope or container, sufficiently sealed to prevent inadvertent opening and to show evidence of tampering, and then placed in a second envelope that has no marking on it to identify the contents as FOUO. Envelope or container must bear the complete name and address of the sender and addressee. Envelope will have no outer markings that indicate the contents are FOUO and must bear the following below the return address: **POSTMASTER: DO NOT FORWARD. RETURN TO SENDER.** Adhere to the aforementioned requirements for airtight mail.

**Fax:** You are encouraged, but not required, to use a secure fax. When sending via non-secure fax, coordinate with the recipient to ensure that the faxed materials will not be left unattended or subjected to unauthorized disclosure on the receiving end.

**Telephones:** You are encouraged to use a Secure Telephone Unit/Equipment. Use cellular phones only in exigent circumstances.

**Reproduction:** Ensure that a copy of this sheet is the first page of all reproductions containing information. Clear copy machine malfunctions and ensure all paper paths are checked for information. Destroy all unusable pages immediately.


**Destruction:** Destroy (i.e., shred or burn) this document when no longer needed. For electronic copies, delete file and empty recycle bin.

Accessing the attached documents constitutes acceptance of the terms specified below, and consent to non-disclosure of the documents or information contain herein.

The information gathered in this School Security Risk Assessment is classified as For Official Use Only (FOUO), is protected under § 281.301 FS and is exempt from public records requests under § 119.071(2) (d) FS and should be handled accordingly. Improper access or release of protected information may result in a violation of the law. This document should be safeguarded, transmitted, and stored in accordance with standard security directives.

→ Modified FSSAT

Site Survey Report for



SAFE HAVENS INTERNATIONAL  
©2018 www.safehavensinternational.org

Site Report for Schools:  
School Safety, Security, and Emergency  
Preparedness Assessment Results

Name of School:  
School System:  
Address of School:

**Phase I**  
Security Technology Item Assessment

1. General Comments

1.1.1 General Comments

Question	Answer	Comments
1.2.1 Is the main drive entrance to the school clearly marked or clearly visible from the roadway?		

Page 1 of 67  
©2018 Safe Havens International, Inc.



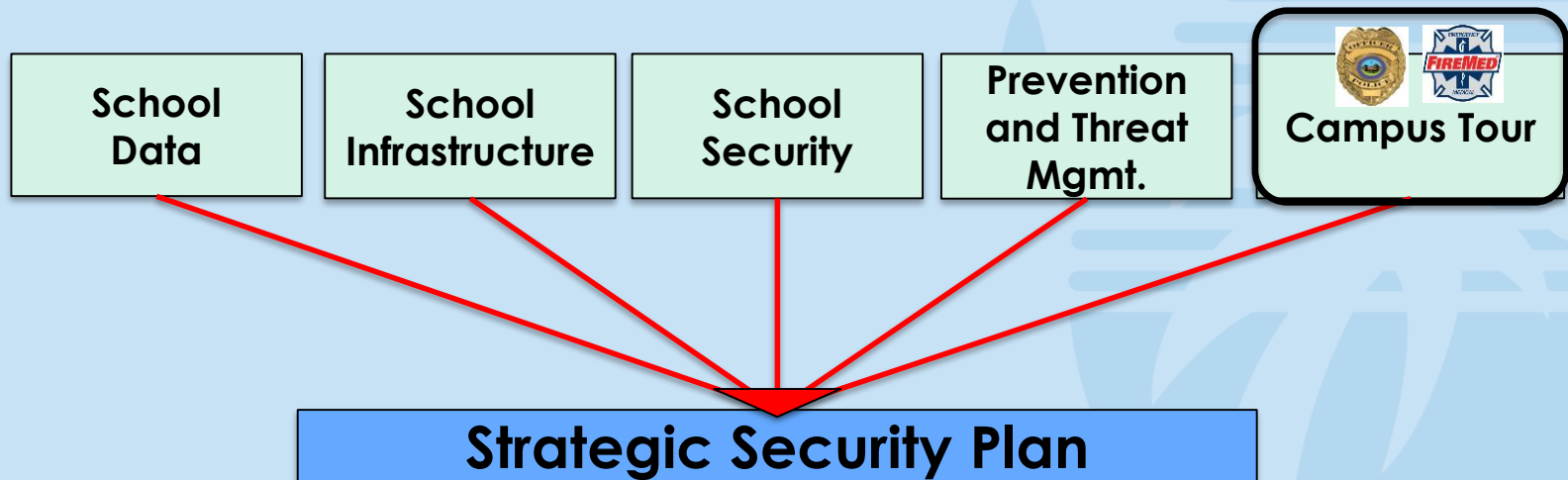
# Process: Components of the School Security Risk Assessment (SSRA):

## Areas Assessed:

- School Data
- School Infrastructure
- School Security
- Prevention (NEW) and Threat Management
- Campus Tour (NEW)
- Strategic Security Plan (NEW)

## Directions:

- Detailed guidance and references for each question (NEW)
- References include aligned state statute, FLDOE communications, MSD Commission findings (NEW)



# Process: District Best Practices Assessment (FSSAT):

## Areas Assessed:

- Community Collaboration
- Support & Prevention
- Emergency Planning
- Training
- Security Staffing
- Physical Security

## Summaries Provided:

- SSRA Results
- Recommendations
- Strategic Actions to be Taken
- Fiscal Impacts
- Timelines
- Board Actions



# Timeline & Process

	May '19	Jun '19	Jul '19	Aug '19	Sep '19	Oct '19	Nov '19
<b>FLDOE</b>	<p><b>05/01:</b> SB7030 - FSSAT assessment &amp; tool avail 5/1 <span style="color: orange;">●</span></p> <p><b>05/30:</b> FSSAT draft assessment release by FLDOE</p>	<p><b>06/30:</b> REVISED SSRA/FSSAT assess released by FLDOE</p>		<p><b>8/30:</b> FSSAT/SSRA Online Survey Tool Available</p>		<p><b>10/15:</b> District confirms completion of SSRAs to FLDOE <span style="color: orange;">●</span></p>	<p><b>11/1:</b> District Best Practice Assessment (incl Board actions) submit to FLDOE <span style="color: orange;">●</span></p>
	<p><b>Feb-Jul:</b> 1:1 School reviews/discussion of Safe Havens site reports and integration of findings in next SSRA</p>		<p><b>06/08:</b> Principals Operational Mtg (SSRA pre-work)</p>	<p><b>07/29:</b> Principals Operational Meeting (SSRA paper drafts + supporting data)</p>	<p><b>8/12:</b> PIVOT memo, addtl supporting docs + reminders</p>	<p><b>09/06:</b> Principal Work Session</p> <p><b>9/13:</b> School teams fill-in online tool</p>	
<b>SCHOOLS</b>					<p><b>09/15-10/14:</b> 1:1 Reviews with Principals &amp; District staff</p>		
<b>DISTRICT</b>		<p><b>June-Aug:</b> District prepare supporting data for SSRA responses</p>				<p><b>10/22:</b> Closed-door session with Board (critical school-specific)</p>	
			<p><b>07/29:</b> District Best Practices Assessment drafts distributed</p>			<p><b>10/22:</b> Board WS – recomm/findings (public meeting)</p>	
				<p><b>8/30-10/31:</b> District Best Practices Assessment working draft (pre &amp; post 10/22 workshop)</p>			

● Due Date



# From 09/10 Workshop: Our Strategic Efforts Focus

## Preparedness \ Prevention:

- ❖ School “hardening”
- ❖ Enhancing threat assessment process
- ❖ Developing consistent policies and procedures
- ❖ Improve technology usage and implementation
- ❖ Focusing on mental health & violence prevention efforts
- ❖ Expanding role-based training

## Practice & Implementation:

- ❖ Implementation of policies that take into account risks and threats with consideration of scale
- ❖ Turning policies into usable procedures and guidance
- ❖ Creating a positive security environment
- ❖ After-incident reviews for improvement opportunities and recognition
- ❖ Whole-location buy-in regarding safety, security and emergency preparedness
- ❖ Moving toward a positive state of learning and training

## Response \ Recovery:

- ❖ Improving internal and external response to incidents to mitigate impact and once concluded, effectively help the community recover from it.
- ❖ Returning to operations in a predictable manner, better prepared for the next event





# Physical Enhancements (09/10 Workshop)



## School Access:

- Single Point of Entry (SPE)
- 750,000 linear feet of perimeter fencing
- Access points locked & monitored
- All visitors access school through SPE
- STAR system – all visitors processed
- Visitor badging
- Student & Staff ID badges

## Interior:

### Policy 2150 Safer Spaces

- Phase I: 3,000 classrooms
- Phase II: ~4,600 classrooms
- SIU & District Fire Inspectors assessed, identified & marked more Safer Spaces
- Video guide featuring Sheriff Gaultieri
- Classroom doors locked during instruction
- Signage to guide visitors
- Staff present during transitions

## Technology:

- Real-time Emergency Video Access for Law Enforcement
- \$6.2M video surveillance:
  - 1,593 of 2,500 analytic cameras install (on track)
  - 10,000 analog cameras installed
- \$4.5M Radio System Migration & Enhancement:
  - Buses & non-emergency radio traffic off of public system
  - 1,400 new bus radios
  - 5 new control stations
  - 314 portable 2-way radios
  - 1,100 school handheld radios
- \$17M Intercoms:
  - 3 year implementation
  - Phase 1: High Schools, Technical Colleges, Centers, Secondary Combination
  - Pre-record messages, initialize remotely
  - Detailed schedules in the Appendix





# School Security Risk Assessment - Summary

Pending: School Security Risk Assessments (SSRA's) finalized on 10/15/19.



# District Best Practices - Summary

Pending: Will include insights from School Security Risk Assessments (SSRA's), which are finalized on 10/15/19.



# High-Level Recommendations

## High-Level Recommendations:

- Technology-Enhanced Single Point of Entry (SPE)
- Fixed duress buttons
- Intercom enhancement
- Security Cameras (additional phases)
- Improved door-locking devices
- Enhanced crisis communication plan
- Enhanced visitor management system
- Enhanced social media monitoring
- Improved training for staff & students on safety & security procedures and protocols
- Continued deployment of Stop-The-Bleed kits and training



# Discussion

## Open Discussion



# Appendix

## Appendix



# SSRA/FSSAT Process - Helpful Resources



**FLORIDA DEPARTMENT OF  
EDUCATION**  
fldoe.org

*Florida Safe Schools Assessment Report*  
**DISCLAIMER: For Official Only (FOUO)**  
Nondisclosure Guidance

**Handling Instructions**

**Storage:** When not in your possession, store in a secure environment such as in a locked desk drawer or locked container. **Do not leave this document unattended.**

**Transmission:** In all cases, the recipient must accept the terms of the Non-Disclosure Agreement before being provided access to the information.

**Hand Delivery:** Authorized individuals may hand carry material as long as access to the material is controlled while in transit.

**Email:** Encryption should be used. However, when this is impractical or unavailable you may transmit information over regular email channels. If encryption is not available, send information as a password protected attachment and provide the password under separate cover.

**Do not send information to personal, non-employment related email accounts.** Whenever the recipient forwards or disseminates information via email, place that information in an attachment.

**Mail:** USPS First Class mail or commercial equivalent. Place in an opaque envelope or container, sufficiently sealed to prevent inadvertent opening and to show evidence of tampering, and then placed in a second envelope that has no marking on it to identify the contents as FOUO. Envelope or container must bear the complete name and address of the sender and addressee. Envelope will have no outer markings that indicate the contents are FOUO and must bear the following below the return address: **"POSTMASTER: DO NOT FORWARD. RETURN TO SENDER."** Adhere to the aforementioned requirements for airtight office mail.

**Fax:** You are encouraged, but not required, to use a secure fax. When sending via non-secure fax, coordinate with the recipient to ensure that the faxed materials will not be left unattended or subjected to unauthorized disclosure on the receiving end.

**Telephones:** You are encouraged to use a Secure Telephone Unit/Equipment. Use cellular phones only in exigent circumstances.

**Reproduction:** Ensure that a copy of this sheet is the first page of all reproductions containing information. Clear copy machine malfunctions and ensure all paper paths are checked for information. Destroy all unusable pages immediately.

**Destruction:** Destroy (i.e., shred or burn) this document when no longer needed. For electronic copies, delete file and empty recycle bin.

**6-28-19 Version**  
**152 pages**

*Accessing the attached documents constitutes acceptance of the terms specified below, and consent to non-disclosure of the documents or information contain herein.*

The information gathered in this Safe Schools Assessment Tool is classified as For Official Use Only (FOUO), is protected from public disclosure under § 281.301 FS and is exempt from public records requests under § 119.071(2) (d) FS and should be handled accordingly. Improper access or release of protected information may result in a violation of the law. This document should be safeguarded, transmitted, and stored in accordance with standard security directives.






## FLORIDA SAFE SCHOOLS ASSESSMENT TOOL

### 2019-2020 School Security Risk Assessment Companion Guide

**83 Slides**



# SSRA/FSSAT Process: Helpful Resources



# The School Board of Broward County, Florida

Heather P. Brinkworth, Chair  
Donna P. Korn, Vice Chair  
Lori Alhadeff  
Robin Bartleman  
Patricia Good  
Laurie Rich Levinson  
Ann Murray  
Dr. Rosalind Osgood  
Nora Rupert

Robert W. Runcie  
Superintendent of Schools

The School Board of Broward County, Florida, prohibits any policy or procedure which results in discrimination on the basis of age, color, disability, gender identity, gender expression, genetic information, marital status, national origin, race, religion, sex or sexual orientation. The School Board also provides equal access to the Boy Scouts and other designated youth groups. Individuals who wish to file a discrimination and/or harassment complaint may call the Director, Equal Educational Opportunities/ADA Compliance Department & District's Equity Coordinator/Title IX Coordinator at 754-321-2150 or Teletype Machine (TTY) 754-321-2158.

Individuals with disabilities requesting accommodations under the Americans with Disabilities Act Amendments Act of 2008, (ADAAA) may call Equal Educational Opportunities/ADA Compliance Department at 754-321-2150 or Teletype Machine (TTY) 754-321-2158.

[browardschools.com](http://browardschools.com)

